

2005 PRIZE BOOK

# CLOVERDALE

RODEO & EXHIBITION



MAY 20<sup>TH</sup> - 23<sup>RD</sup> 2005



ENTER  
BY 5 PM  
APRIL 29<sup>TH</sup>

Plan to Enter Now

*A Williams*



# 2005 PRIZE BOOK

116<sup>th</sup> Anniversary

## TABLE OF CONTENTS

Arts & Crafts .....	2
Floriculture/Horticulture .....	3
Home Cooking & Baking .....	4
Needlework .....	6
Photography .....	7
4-H Displays .....	7
Children's Arts & Crafts .....	8
Children's Horticulture/Floriculture .....	8
Children's Baking .....	9
Children's Needlework .....	9
Child & Youth Photography .....	9
General Rules & Regulations .....	10
Entry Form .....	11



From top left: Florian Kirner - Exhibition Chairman, Charlene Bayer, Ernie Bayer, Bel Carter, Ed Houlden, Elaine Ingeberg, Doug Jenkins, Rita Kettlewell, Irma Kirner, Bill Kools, Lucy Law, Alice McKay, Lyn Melnechenko, Wilbert Miller, Jean Oostenburg, John Tamis, Dorothy Todhunter, Mel Todhunter, Gord Williams, Marylou Williams, Maxine Wilson, Pat Wilson

**CLOVERDALE RODEO & EXHIBITION**  
 6050A - 176th Street, Surrey, B.C. V3S 4E7  
 Phone: 604-576-9461 Fax: 604-576-0216  
 www.cloverdalerodeo.com

## CLASS #100: Arts & Crafts

Chair:  
 Jean Oostenbrug 604-856-8887  
 Co-Chairs:  
 Lynn Melnechenko 604-534-7838  
 Marian Powell 604-882-0760  
 Exhibit Building:  
 Shannon Hall  
 Exhibits Received:  
 9:00am-8:00pm on Tuesday, May 17th  
 \*Entry Forms: Must be received by 5:00pm  
 April 29th, 2005

- Division A: General - Open to any age
- Division B: Ages 60-69 years
- Division C: Ages 70-79 years
- Division D: Ages 80-89 years
- Division E: Ages 90 years and over
- Division F: Handicapped
- Division G: Group
- Division H: Professional Division -  
 Person who has made \$500 or  
 more from their art work

*Age of exhibitor MUST be shown on the entry form. Exhibitors may only enter 1 item per class section.*

**We reserve the right to refuse any arts or crafts that are inappropriate to the division or is in poor condition. (eg. dirty, worn, broken, etc)**

### Section: Crafts

1. Birdhouse - Decorated - house may be purchased
2. Table Center - Festive theme, ie; Easter, Christmas, Birthday, etc.
3. Wreath - Decorated, any theme
4. Collage - Your choice of subject. Not to exceed 14" x 18"
5. Greeting Card - Any occasion (hand made)
6. Dressed Doll - Sewn outfit (doll may be purchased)
7. Dressed Doll - Crocheted outfit (doll may be purchased)
8. Dressed Doll - Knitted outfit (doll may be purchased)
9. Dressed Teddy Bear - (bear may be purchased - not to exceed 18" height)
10. Hand Made Doll - Entire entry must be hand made
11. Porcelain Doll
12. Stuffed Toy (Not a doll)
13. Stuffed Toy using fur fabric
14. Reverse Collage - Plate (stand must accompany plate)
15. Paper Tole - Your choice - Finished size not to exceed 26"x26" incl. frame
16. Ceramic - Glazed piece
17. Ceramic - Stained piece
18. Glass Etching Acid
19. Christmas Tree Ornament - Handmade (Not ceramic) 1 piece only



20. Christmas Decoration - Your choice (Not for tree)
21. Gift Basket - Any occasion (no perishable items please) Hand made not bigger than 1' x 1'
22. Clothing - Any article hand decorated or hand painted
23. Rock Painting
24. Bead Work - Any article
25. Candles - One pair wax or 1 gel
26. Origami - Your choice
27. Plastic Canvas Art - Your choice
28. Covered Form - Picture frame, lampshade, etc
29. Covered Photo Album - Wedding, baby, etc
30. Tole Painting - Article may be purchased
31. Dream Catcher - Ring size not to exceed 12" diameter
32. Terra Cotta Pots - Item made from pots (each pot not to exceed 6" dia.)
33. Collection Table Display - Organized on a base, not to exceed 2'x2', **MUST** be covered with plastic wrap
34. Any article made from recycled materials; paper, egg cartons, tin cans, etc
35. Any article made from natural materials; seeds, shells, grape vines, etc
36. Any other craft not listed.

### Section: Spinning & Weaving

37. Hand Woven household item; rug, place mat, cushion covers, etc
38. Hand Wove blanket
39. Hand Wove decorative item
40. Garment - Woven, not using hand spun yarn. May be hand dyed, if so, please indicate on entry form.
41. Felting - Item made from handmade felt

### Section: Woodworking

42. Birdhouse - Handmade
43. Whittling & Carving - Any item
44. Lawn Ornament
45. Indoor Ornament
46. Theme; Christmas, Easter, Halloween, etc
47. Any other item not listed

### Section: Painting & Sketching

Pictures **MUST NOT** exceed 26"x26", including the frame. **ALL** pictures **MUST** be securely wired and ready for hanging alligator clips are **NOT** acceptable. Entries that do not meet these criteria **WILL NOT** be accepted.

48. Painting - Acrylics - Any subject
49. Painting - Oils - Any subject
50. Painting - Pastels - Any subject
51. Painting - Watercolours - Any subject
52. Painting - Oil or Acrylic - Person or Persons
53. Painting - Watercolour or Pastels - Person or Persons
54. Pet Portrait - Any medium

55. Painting - Any medium - Abstract
56. Painting - Any medium - Fantasy
57. Sketching - Pencil or Charcoal - Person or Persons (portrait)
58. Sketching - Pencil or Charcoal - Any subject
59. Sketching - Pen and Ink - Any subject
60. Heritage - Any medium - Must include heritage item; old building, machinery, vehicle, etc.
61. Poetry - Exhibit not to exceed 11 1/2" x 14"

## CLASS #300: Floriculture & Horticulture

Chair:

Lucy Law 604-574-4820

Co-Chairs:

Ernie & Charlene Bayer 604-576-9734

Exhibit Building:

Alice McKay Building

Entry Forms:

Entry forms **MUST** be received in the office by 4:30pm on Friday, May 13th

Exhibits Received:

8:30am-6:00pm on Thursday, May 19th

Exhibits Pick up:

Monday May 23rd 5:00pm-7:00pm,  
Tuesday May 24th 9:00am-12:00 noon

Prize Awards:

Flowers, Potted Plants & Vegetables:

1st - \$3.00 2nd - \$2.00 3rd - \$1.00

Decorative:

1st - \$10.00 2nd - \$5.00 3rd - \$3.00

Garden Club Competition - Sponsored by Stream Organic Management

Open to all garden clubs in the Lower Mainland

1st - \$500<sup>00</sup> 2nd - \$300<sup>00</sup>  
3rd - \$200<sup>00</sup> 4th - \$100<sup>00</sup>

Decorative Art Prize Monies:

1st - \$10.00 2nd - \$6.00 3rd - \$4.00

Best Entry in Decorative Classes - \$25 & Rossete

High Points in Decorative Classes - \$25 & Rossete

Bench Classes Prize Awards:

1st - \$5.00 2nd - \$3.00 3rd - \$2.00

Best Entry Bench Classes - \$25 & Rossete

High Point Bench Classes - Sponsored by CAW Retirees Council \$25 & Rossete

### Rules & Regulations:

1. Two or more persons may not exhibit from the same garden except in the decorative section.
2. All entries are subject to the rules and regulations printed in the prize book.
3. All flowers exhibited in the open classes must be grown by the exhibitor.

4. Containers for the open classes to be supplied by the exhibitors, plates to be supplied by the Association.
5. If a container of flowers collapses the show committee has the authority to remove them from the show.
6. In the A.O.V. classes where 4 or more of a kind are entered a separate class will be made.
7. No award will be given, where, in the judge's opinion the exhibit is not of sufficient merit.
8. Container grown plants - one plant per container and must be property of the exhibitor for at least 90 days prior to the Fair. Container size - not more than 8" inside diameter except #30 and #35.
9. If possible please use clear glass for vases. It makes watering much easier.
10. Where possible, plants and flowers to be named.

### Abbreviations used in class descriptions:

CVA	"Colour Variation Allowed" - more than one colour of the same variety of flower.
AOV	"Any Other Variety" - other than called for in the schedule.
Distinct	All one variety.
Cut	A branch from the main stem to include leaves and buds and open flowers.
Stem	May have one or more flowers, but must <b>NOT</b> have side branches.
Bloom	One flower only - No shoots - No buds with foliage attached.

### Abbreviations used in decorative classes:

Arrangement	A floral arrangement consists of fresh cut material in a container.
Composition	May consist of dried, weathered or treated material with or without fresh material.
Design	May be either an arrangement or a composition, <b>NO</b> artificial flowers allowed.
Truss	A compact cluster of flowers or fruits growing from one stem, as pelargoniums, rhododendrons, tomatoes.

\*Flowers and/or Vegetables:  
1 Free pass for 4 or more exhibits in bench classes

## Division A: General - Open to any age

### Section: Flowers

1. Allium - 1 vase - 3 cuts CVA
2. Azalea - 1 vase - 1 cut deciduous
3. Azalea - 1 vase - 1 cut evergreen
4. Columbines - 1 stalk
5. Daffodils - 3 blooms CVA
6. Grape Hyacinth (Muscari) 5 cuts CVA
7. Hyacinth - 3 cuts AOV
8. Iris Bearded - 1 stalk
9. Iris - 1 stalk - AOV
10. Lilac - 1 vase - 3 cuts CVA
11. Lily of the Valley - 1 vase - 5 cuts
12. Narcissus - 1 vase - 3 blooms CVA
13. Narcissus - 1 vase - 3 blooms double CVA
14. Pansies - 1 vase - 3 cuts CVA
15. Primula - 1 vase - 3 cuts CVA
16. Rhododendron - 1 vase - 1 truss
17. Rose - 1 vase - 3 cuts - Any variety CVA
18. Tulips - 1 vase - 3 blooms CVA
19. Tulips - 1 vase - 3 blooms double CVA
20. Tulips - 1 vase - 3 blooms any other variety CVA
21. Flowering Shrubs - 3 cuts mixed
22. Flowering Shrubs - 3 cuts distinct
23. Garden Flowers - CVA
24. Any other flower - 3 cuts CVA

### Section: Potted Plants

All plants in this section must be container grown. Pots to be no larger than 8" inside diameter, with exception of #30 Hanging Indoor Plant and #35 Potted Tree - 10"

25. African Violet in bloom - 1 specimen
26. Cactus or Succulent - 1 specimen
27. Fern - any variety - 1 specimen
28. Foliage plant - 1 specimen
29. Geranium in bloom - 1 specimen
30. Hanging indoor plant - 10" inside diameter pot
31. Plant in bloom - 1 specimen
32. Collection of house plants - 3 distinct kinds
33. Any other variety of potted plant
34. Orchid in bloom A.O.V.
35. Potted tree A.O.V. 10" inside diameter

### Section: Vegetables

36. Rhubarb - 3 stalks
37. Collection of herbs - 3 distinct varieties in 3 vases
38. Any other variety of vegetable - 3 items

### Section: Decorative

39. Center Piece in a teapot
40. Spring Delight - arrangement in a basket viewed from both sides. Basket not to exceed 12" in width
41. Pixie - A miniature arrangement of fresh flowers not to exceed 5" in any direction
42. Shades of Green - Viewed one side only, an all green arrangement, not to exceed 15" overall
43. Special Occasion Corsage - Fresh flowers with 2 corsage pins

44. Hats Off to Farmers - An arrangement featuring a farmer's hat as the container or as an accent
45. Special Occasion - An exhibit to be named - Your choice
46. Budding Beginners - A simple arrangement for 1st time exhibitors
47. Eiffel Tower - Vertical design
48. Wheel Barrow - Exhibit using a miniature wheel barrow filled with plants, not to exceed 18" - Accessories allowed
49. Arrangement using dried materials ie: grasses, flowers, fruit, etc.

## CLASS #400: Home Cooking & Baking

### Chair:

Maxine Wilson 604-581-7808

### Co-chairs:

Pat Wilson 604-581-7808

Bel Carter 604-582-3353

### Exhibit Building:

Shannon Hall

### \*Exhibits Forms:

Must be received by 5:00pm April 29th, 2005

### Exhibits Received:

4:30pm-8:00pm on

Wednesday, May 18th

9:00am-12:00pm on Thursday, May 19th

### Entry Fees:

Refer to individual section information.

### Entry Pick Up:

9:00am - 3:00pm on Tuesday, May 24th

For health reasons, exhibits will be thrown away at the conclusion of the exhibition, if not picked up

### Prize Awards:

Refer to individual section information.

### Recipes:

Where a specific recipe is to be followed, refer to the list at the end of this division for recipe details.

All entries to be placed in appropriate sized (zip loc) freezer bags.

We reserve the right to refuse an entry that is not appropriate or displayed as requested.

## Division A: General - Open to any age

### Section: Special Diet Recipes

(Low cholesterol, Diabetic, etc) *Please attach recipe to your exhibit.*

1. Cookies - four (4)
2. Muffins - four (4)
3. Canning - one (1) pint
- 4A. Jam - one (1) jar
- 4B. Jelly - one (1) jar

## Section: Pastry (Crusts to be made with shortening or lard)

**Note:** We recommend pies baked on 7" tin foil pans.

5. Single crust pie - your choice of filling, ie; lemon, pumpkin, etc
6. Two crust pie - your choice of filling, apple, fruit
7. Graham wafer or other type of crumb crust pie - your choice of filling

## Section: Cookies, Bars, Slices

8. Peanut Butter Cookies - (4) four
9. Oatmeal / Rolled Oat Cookies - (4) four
10. Chocolate Chip Cookies - (4) four
11. Boiled Raisin Cookies - (4) four - *see recipe at end of this division*
12. Cowboy Cookies - (4) four - *see recipe at end of this division*
13. Nanaimo Bars - (6) six 1" squares
14. Bar or Slice - (4) four - your choice, MUST be baked
15. Cookies or Slices - (4) four - your choice, NOT baked
16. Shortbread Cookies or Wedges - (4) four
17. Matrimonial Squares - (4) four 1 1/2" square each
18. Hermits - (4) four
19. Layered Cookies - (4) four - your choice; icing or jam filling
20. Any other type of cookie - (4) four

Display on 6" paper plate, in a Zip Loc bag

## Section: Yeast Breads

**Note:** All bread to be baked in single loaf pans approximately 16 ounce size. **NO** mix or frozen dough. Bread to be exhibited in open end clear plastic bag, with twist tie

21. Brown Bread - (1) one loaf - NOT machine made
22. White Bread - (1) one loaf - NOT machine made
23. Raisin Bread - (1) one loaf - NOT machine made
24. Multigrain Bread - (1) one loaf - NOT machine made
25. Bread Machine Bread - (1) one loaf - your choice
26. Bread Buns - (4) four buns
27. Cinnamon Buns - (3) three buns

**Note:** Sections 28 through 35 inclusive - NO glaze or icing.

28. Lemon Loaf - (1) one
29. Zucchini Loaf - (1) one
30. Gingerbread
31. Bran Muffins - (3) three
32. Blueberry + Cranberry Muffins - (3) three
33. Mixed Fruit Muffins - (3) three
34. Any other variety of muffins - (3) three
35. Biscuits - (3) three - your choice

Display on 6" paper plate, in a Zip Loc bag

### Section: Cakes

36. Carrot Cake
37. Angel or Chiffon Cake
38. Tomato Soup Cake
39. Mayonnaise Cake
40. Marble Cake
41. Fruit Cake - light or dark - your choice
42. Yogurt Bundt Cake - *see recipe at end of this division*
43. Chocolate Cake - (1) one 8" or 9" layer
44. Raisin Loaf
45. Eggless / Butterless Cake
46. Any other variety of cake - NOT iced

Display on 6" paper plate, in a Zip Loc bag

### Section: Specialties

**Note:** Sections 47 & 48 will be judged on cake and decoration. Sections 49,50,51 and 52 may be done on a form and will be judged on decoration only. Your choice what is under decorated cakes 47 through 52.

47. Mould or sculptured cake - decorated
48. Layer Cake - Iced
49. Decorated cake - NOT to exceed 24" in height
50. Advanced Decorating, ie; gumpaste, fondant, etc. Professionals
51. Advanced Decorating, ie; gumpaste, fondant, etc. Amateurs
52. Advanced Decorating - Instructors competition
53. Scones - (3) three - your choice
54. Macaroons - (3) three
55. Lemon Tarts - (3) three
56. Butter Tarts - (3) three
57. Tarts - (3) three - Any other variety
58. Jelly Roll - Approximately 5" length
59. Home made candy - (6) six 1" pieces

Display on 6" paper plate, in a Zip Loc bag

### Section: Cooking with Honey

60. Muffins (3) three
61. Honey Chip Cookies - (4) four

### Section: Cooking with Cheese

- 62A. Muffins
- 62B. Biscuits
- 62C. Yeast Buns

### Section: Ethnic Baking

63. Your choice - please include origin and recipe

### Section: Microwave

64. Date Raisin Squares (4) four 1 1/2" pieces - *see recipe at end of this division*
- 64A. Any other variety of baking
- 64B. Candy

### Section: Organization or Group Exhibit

Entry Fee: \$2.50  
Prize Award: 1st: \$25.00 2nd: \$20.00  
3rd: \$15.00 4th: \$10.00  
5th: \$8.00

65. Display to include the following articles:
  - (1) One Fruit loaf (not made with yeast)
  - (1) One Loaf of brown bread
  - (4) Four Muffins with fruit
  - (4) Four Varieties of cookies - drop or rolled (6 of each variety)
  - (1) One Apple pie (7"-9")
  - (1) Cake "WESTERN" theme.**See recipe at end of this division**  
(Wendy's Chocolate Cake)

The following may be from your 2003 canning season:

- (2) Two Jam or Jelly - 1 pint each different variety
- (1) One Canned Fruit - 1 pint
- (1) One Pickles - 1 pint - your choice
- (1) One Floral arrangement

### Section: Canning

Exhibit Regulations:

- One pint of each, labeled and sealed in regulation size jars, screw bands and lids MUST be clean and free from rust. A 500ml jar is approximately ONE (1) pint and are acceptable.
- Regulations jars are asked for in order to set up an attractive display.
- Jams, jellies, marmalade and antipasto to be exhibited in 8 ounce or 250ml jar.
- An exhibitor may enter TWO (2) jars in each section providing each is a different variety. Your choice of variety unless otherwise stated.

Label jars and initial lids with the name of contents - No decorations

66. Jam - (1) one jar
  - A - Strawberry
  - B - Raspberry
  - C - Apricot
  - D - Plum
  - E - Any other variety
67. Jelly - (1) one jar
  - A - Blackberry
  - B - Raspberry
  - C - Currant
  - D - Apple
  - E - Blueberry
  - F - Grape
  - G - Any other variety
68. Marmalade - (1) one jar
69. Antipasto - (1) one jar
70. Canned Fruit - (1) one pint
  - A - Pears
  - B - Cherries
  - C - Peaches
  - D - Plums
  - E - Apricots
  - F - Any other variety

71. Canned Tomatoes - (1) one pint
72. Applesauce - (1) one pint
73. Chutney - (1) one pint
74. Canned Vegetables - (1) one pint
  - A - Beans
  - B - Carrots
  - C - Tomatoes - Stewed
  - D - Beets
  - E - Any other variety
75. Beet Pickles, whole, sliced or grated - (1) one pint
76. Dill Pickles - (1) one jar - quart jar acceptable
77. Relish - (1) one pint
78. Chili or Spaghetti Sauce - (1) one pint
79. Salsa sauce - (1) one jar, pint
80. Any other variety of pickle - (1) one jar
81. Any other variety of preserves - (1) one pint

### Judging Scorecard for General Canning

Appearance ..... 10 points  
Colour & Clearness ... 20 points  
Flavour ..... 40 points  
Interior & Texture .... 30 points

### Recipes for the Home Cooking & Baking Division

#### Boiled Raisin Cookies

Add 1 cup water to 2 cups raisins.

Boil 5 min.

Cream: 1 cup shortening adding, little by little, 2 cups white sugar.

Add: 3 eggs. Beat well. Add 1 tsp. vanilla and cooled raisin mixture.

Sift together: 4 cups flour, 1 tsp. baking soda, 1 tsp. baking powder, 1/2 tsp. cinnamon, 1/2 tsp. nutmeg, 1/4 tsp. allspice, pinch of salt.

Mix well then add 1 cup chopped nuts.

Chill dough 1 hour.

Drop by spoonfuls on greased baking sheet.

Bake in oven 400°F for 12 to 15 min.

Makes 5 dozen

#### Wendy's Chocolate Cake

Sift into 4 cup measuring cup:

3c. flour	6tbsp. cocoa
2 tsp. Baking powder	1 1/2 tsp. Baking Soda
	1/4 tsp. salt

In another bowl, cream until fluffy:

1c. butter or margarine	2c. white sugar
	3 eggs beaten

1 tsp. vanilla

Beat well, adding dry ingredients alternately with 1 cup sour milk (beginning and ending with dry) Blend thoroughly and add 1 cup warm water. Pour into any pan of your choice. Bake at 350°F for 45 to 55 minutes or until inserted toothpick comes out clean. Decorate in theme.

### Cowboy Cookies

- |                           |                               |
|---------------------------|-------------------------------|
| 1 cup (250ml) Margarine   | 1 cup (250ml) Chocolate Chips |
| 1 cup (250ml) White Sugar | 1/2 tsp (2ml) Salt            |
| 1 cup (250ml) Brown Sugar | 1/2 tsp (2ml) Baking Powder   |
| 2 cups (500ml) Flour      | 2 cups (500ml) Rolled Oats    |
| 1 cup (250ml) Raisins     | 2 Eggs                        |
|                           | 1 tsp (5ml) Vanilla           |
|                           | 1 tsp (5ml) Baking Soda       |

#### Method:

Preheat oven to 350°F. Cream margarine and sugars. Add eggs to the creamed mixture; beat. Add remaining ingredients and combine until moistened. Bake for 10 - 12 minutes.

### Date & Raisin Squares (for the microwave)

#### Filling:

- |                                   |                           |
|-----------------------------------|---------------------------|
| 1 1/2 cups (375ml) Dates, chopped | 1 cup (250ml) Water       |
| 1/2 cup (125ml) Raisins*          | 2 Tbsp (30ml) Lemon Juice |

\* Replace raisins with additional dates, if desired.

#### Crumbles:

- |  |                           |
|--|---------------------------|
| 1 cup (250ml) All Purpose Flour            | 1 cup (250ml) Rolled Oats |
| 1/2 cup (125ml) Butter, softened           | 1/2 tsp Baking Powder     |
| 1 cup (250ml) Brown Sugar (lightly packed) | 1/4 tsp (1ml) Salt        |

#### Method:

##### Filling:

Combine dates, water, raisins and lemon juice in 4 cup (1L) measure. Cover with vented plastic wrap and microwave at HIGH (100%) for 4-6 minutes, or until boiling, stirring every 2 minutes. Dates should be soft. Let stand, covered 5 minutes; uncover and cool to lukewarm, stirring occasionally.

##### Crumbles:

Combine dry ingredients in mixing bowl. Cut in butter until mixture is crumbly. Press half of the mixture into an 8" square baking dish.

Spread with filling sprinkle with remaining crumble mixture, patting down lightly. Microwave at MEDIUM-HIGH (70%) 9 minutes, rotating 1/4 turn every 3 minutes. Remove from microwave; cover with aluminum foil. Let stand 10 minutes, so that squares will continue to cook. Uncover and cool completely on wire rack. Cut into 1 1/2" squares.

### Yogurt Bundt Cake

- |   |                                       |
|---|---------------------------------------|
| 2 1/4 cups (560ml) Flour                | 1/2 tsp (2ml) Salt                    |
| 2 cups (500ml) Sugar                    | 1 tsp (5ml) Vanilla                   |
| 1 cup (250ml) Plain or flavoured yogurt | 1 cup (250ml) Margarine               |
|   | 3 Eggs                                |
|   | 1/2 tsp (2ml) Lemon Juice Concentrate |

#### Method:

Preheat oven to 325°F. Beat margarine. Add sugar and beat until fluffy. Mix in eggs. Add the rest of the dry ingredients alternately with yogurt. Add lemon juice and vanilla. Bake for 1 hour in a greased and floured bundt pan. When cooled, sprinkle with sifted icing sugar.

## CLASS #500: Needlework

#### Chair:

Irma Kirner 604-850-5296

#### Committee:

Rita Kettlewell 604-530-0939

June Strawson

#### Entry Forms:

Must be received by 5:00pm, April 29th. Early entry forms greatly appreciated.

Exhibits Received: 9:00am to 8:00pm, Tuesday, May 17th in the Shannon Hall.

Only one exhibit per class section per exhibitor.

#### Exhibit Pick up

9:00am - 3:00pm Tuesday, May 24th

#### Special Awards:

Courtesy of the following sponsors  
Castle's Sewing Centre,  
18543 Fraser Highway, Surrey.  
Knit Cafe, Wool & Coffee Shop  
#602, 21183 - 88th ave. Langley  
Quilted Garden, Fleetwood Plaza  
101 - 15953 Fraser Hwy. Surrey

**Division A** General - open to any age

**Division B** Ages 60 - 69 years

**Division C** Ages 70 - 79 years

**Division D** Ages 80 - 89 years

**Division E** Ages 90 years and over

See Children's Division and Classes for up to 17 years.

#### Section: Embroidery

(Entries in the embroidery section do not necessarily need to be framed)

1. Counted Cross Stitch - Pictures up to 7" x 9" (including frame)
2. Counted Cross Stitch - Pictures over 7" x 9" up to 12" x 15" (including frame)
3. Counted Cross Stitch - Pictures over 12" x 15" up to 20" x 30" (including frame)
4. Cross Stitch - Any article, no pictures
5. Stamped Cross Stitch
6. Machine Embroidery
7. Cutwork

8. Petit Point
9. Needlepoint - Any article done in continental stitch
10. Needlepoint - Any other needlepoint stitch
11. Ribbon Embroidery
12. Hardanger
13. Needle Punch or Pretty Punch
14. Brazilian Embroidery
15. Crewel
16. Plastic Canvas
17. Chicken Scratch
18. Long Stitch Embroidery
19. Any type of Embroidery not listed in sections 1 - 18

#### Section: Afghans

20. Afghan - Done in Afghan stitch
21. Afghan - Knit
22. Afghan - Crochet
23. Afghan - Made from granny squares
24. Afghan - Baby size - not over 36" x 48"

#### Section: Crochet

25. Sweater or Vest - Size 12 to adult
26. Baby Outfit - 2 or 3 pieces
27. Child's Sweater - 3 - 10 years
28. Child's Garment - 3 - 10 years
29. Doll or Toy
30. Doily - Maximum size 18" diameter, mounted on paper
31. Phentex - Any article
32. Filet Crochet
33. Luncheon or table cloth - Minimum size 36"
34. Crochet - made with wool - not listed in sections 25 - 33
35. Crochet - made with cotton - not listed in sections 25 - 33.

If flimsy mount on paper.

#### Section: Knitting

36. Sweater - Size 12 to Adult - made with bulky type yarn.
37. Sweater or Vest - Size 12 to Adult - not bulky
38. Baby Outfit - 2 or 3 pieces
39. Child's Sweater - 3 to 10 years
40. Child's Garment - 3 to 10 years
41. Doll or Toy
42. Knit Doily
43. Pentex - any knit article
44. Any article of clothing not listed in sections 36 - 43.
45. Any knit article other than clothing not listed in sections 36 - 43.

Note: Entries for the following sections MUST be done on a knitting machine.

46. Knit Garment - any size
47. Knit Article - no clothing

#### Section: Laces

48. Bobbin Lace
49. Tatting
50. Battenberg lace
51. Needle Lace
52. Lace Collar

## Section: Cushions, Rugs and Wall Hangings

53. Hooked Article
54. Cushion - Any technique - Must be made up
55. Article made by a challenged person
56. Any other rug or wall hanging - NOT hooked or quilted.

## Section: Quilts

57. Quilt - Tied
58. Quilt - Hand quilted - twin to king size
59. Quilt - Machine quilted
60. Quilt - Any other technique, yo-yo, cathedral window, etc
61. Baby Quilt - any size
62. Quilt - Maximum outside measurement is not to exceed 240" (for example 60" x 60" or any combination of)
63. Boutique - Hand or machine quilted - aprons, kitchen articles, no clothing.
64. Clothing - Hand or machine quilted
65. Quilted Wall Hanging
66. Quilt Blocks (3) maximum size 16 inches, unfinished edges. Blocks to be as follows: one pieced, one appliqued, one your choice of technique. Blocks to be mounted on stiff paper or cloth for hanging. Size not to exceed 18" x 50".
67. Quilted accessory, eg. Purse, Belt, Bag, etc.
68. Left intentionally blank.

## Section: Serger Made Garments

69. Lingerie
70. Scarf - must have rolled edge
71. Baby's Clothing - up to 2 years
72. Child's Clothing - up to 6 years
73. Child's Clothing - 6 - 12 years
74. Boy's Clothing - up to 12 years
75. Blouse or Shirt
76. Lady's suit or dress
77. Slacks, jumper or skirt
78. T-shirt
79. Any other article of clothing not listed in sections 69 - 78.

## Section: Wearing Apparel

- not done on a serger, no serger finishing.
80. Dress - any size
  81. Apron
  82. Shirt or Blouse
  83. Skirt or Jumper
  84. Lingerie
  85. Baby's clothing - up to 2 years
  86. Child's clothing - up to 12 years
  87. Any article of clothing not listed in sections 80 - 86
  88. Any other sewn article - no clothing
  89. Garment made from used material
  90. Household articles or accessories made from used material

## Section: Sportswear and Accessories

91. T-shirt
92. Bathing suit
93. Velour
94. Muscle shirt or halter top
95. Shorts or slacks
96. Jogging or Sweat suit

97. Sweat shirt
98. Clothing made from denim material
99. Any other sportswear garment not listed in sections 91 - 98
100. Tote or beach bag
101. Hat
102. Gloves or purse
103. Any other sewn accessory

## CLASS #600: Photography

### Chair:

Doug Jenkins 604-418-4791

### Exhibit Building:

Shannon Hall

### Exhibits Received:

9:00am-8:00pm on Tuesday, May 17th  
Only one entry, per section, per person entering

### \*Entry Forms:

Must be received by 5:00pm April 29th, 2005

### \*Entry Pick up:

9:30am - 5:30 on Tuesday May 24

### For Amateur Photographers ONLY

**Note:** List size of picture, including mount paper, or cardboard, on the entry form. Also, on your entry form, state the type of camera used. (eg; 35M, 120, or digital) and the film speed (eg; 100, 200 or 400 ASA) If known.

1. NO pictures accepted smaller than 4" x 4"
2. NO pictures accepted larger than 8" x 12" Mounts no larger than 1" on all sides of the 8" x 12" pictures
3. No heavy cardboard or foam core board to be used
4. No framed picture accepted. Read Rules thoroughly. Pictures in the wrong class or section, improperly mounted, or out of focus will be rejected
5. All Prints to be mounted on cardboard or construction paper in harmonizing colour and size to compliment the picture
6. Tags will be supplied and attached to each exhibition
7. All photography must be done by the person exhibiting. Photos may be developed by a commercial photographer. Photos MUST not have been exhibited at a previous Cloverdale Exhibition
8. Photographs may be Digital, and Printed on a home computer/printer colour-balancing and cropping may be done (use of other photo editing software will go into the Special Effects section)

### Section: Black and White Photography

1. Portraits - People
2. Scenery - Nature or other suitable scene
3. Flowers, or floral plants or shrubs

4. Special events - Fires, dance groups, family gatherings, parades, sports, etc
5. Animals including birds, insects, etc
6. Heritage/Pioneer Picture - Your choice of subject
- 7.
8. Special effects

## Section: Colour Photography

9. Portraits - Close up or full length
10. Scenery - Pictures of nature, etc
11. Flowers - Single or floral arrangement and bouquets
12. Special Events - Auctions, dance groups, picnics, horse races, sports, games, etc
13. Animals including birds, insects, etc
14. Heritage/Pioneer Picture - Your choice of subject
- 15.
16. Special effects

Sponsors: **Photo Expert** - Scottsdale Mall - Delta  
**ABC Photolab** - Guildford - Surrey

## CLASS #700: 4-H Displays

### Chair:

Alice McKay 604-581-7666

### Co-Chair:

Elaine Ingeberg 604-853-4042

Wilbert Miller 604-856-5081

### Exhibit Building:

Shannon Hall & Cloverdale Ice Rink

### \*Entry Forms:

Must be received by 5:00pm April 29th, 2005

### Exhibits Received:

9:00am-8:00pm on Tuesday, May 17th

### Educational Displays Set up:

9:30am-8:00pm on Tuesday May 17th

### Entry Pick up:

9:30am-5:30pm on Tuesday May 24th

## Division S: Open to Registered 4-H Club members only

### 4-H Educational Displays

OPEN TO 4-H CLUBS IN THE FRASER VALLEY REGION

-One entry per registered club. There will be a monetary prize for the best 4-H educational display awarded as follows:  
4-H Educational Displays - (Sponsored by Battistoni Denture Clinic)  
1st Place - \$25.00, 2nd Place - \$20.00,  
3rd Place - \$15.00, 4th Place - \$10.00,  
5th Place - \$5.00

Educational Displays must be setup by a 4-H member from the club entering the display. Educational Displays cannot be mailed in or setup by a parent without the assistance of a club member. A parent or leader may pick up the display at the close of the exhibition.

## 4-H Speak & Show

Sponsored by A.G.M. Beef Farm

The Cloverdale Exhibition is offering an opportunity to 4-H members to present their Speak and Show presentations before an audience and judge during the Cloverdale Exhibition. Presentations will be scheduled in advance according to times available, and will be presented in front of the milking parlour in the livestock display building (Ice Arena). Microphone and table will be available. Members to supply their own easel. Only those presentations registered by the entry deadline of April 29th, 2005 will be scheduled. While every effort will be made to accommodate all members wishing to do a presentation, should the demand exceed the time slots available, preference will be given on a first come first served basis. Gate passes will be supplied to members when they are informed of their scheduled presentation time.

- Open to all 4-H members in the Fraser Valley Region

- Early Registration recommended to organize time schedules

- Please include Member's Name, Club, Age and Title of Speak and Show

## CLASS #101:

# Children's Arts & Crafts

Chair:

Jean Oostenbrug 604-856-8887

Co-Chairs:

Lynn Melnechenko 604-534-7838

Marian Powell 604-882-0760

Exhibit Building:

Shannon Hall

\*Entry Forms:

Must be received by 5:00pm April 29th, 2005

Exhibits Received:

9:00am-8:00pm on Tuesday, May 17th

Sponsor: "Young at Arts" Gift Certificate

## Division F: Preschool - Age 5 years & under

### Section:

1. Playdough Art
2. Cut and Paste Art
3. Any coloured picture from a colouring book
4. Freehand Art - Title your work (crayon, felt pen, coloured pencil)
5. Finger Painting
6. Rock Painting
7. Greeting Card - Must be hand made
8. Any article made from natural materials; seeds, shells, grape vines, etc

9. Collection - Organized on a base, not to exceed 2'x2', **MUST** be covered with plastic wrap
10. Any article made from recycled materials; paper, plastic bottles, cans, etc
11. Any other craft not listed

## Division G: Age 6 & 7 years

### Section:

1. Playdough Art
2. Popsicle Stick Art
3. Any coloured picture from a colouring book
4. Freehand Art - Title your work (crayon, felt pen, coloured pencil)
5. Painting - Title your work - Any medium - Any subject
6. Rock Painting
7. Cartoon - Your choice
8. Handmade Pottery - Any article
9. Greeting Card - Must be hand made
10. Beadwork - Your choice of item
11. Any article made from natural materials; seeds, shells, grape vines, etc
12. Any article made from recycled materials; paper, plastic bottles, cans, etc
13. Collection - Organized on a base, not to exceed 2'x2', **MUST** be covered with plastic wrap
14. Any other craft not listed

## Division H: Age 8 to 10 years

### Section:

1. Sketching - pencil or charcoal
2. Painting - Any medium, any subject
3. Cartoon - Your choice
4. Rock painting
5. Handmade Pottery - Any article
6. Mask - Any material
7. Paper Mache - Any article
8. Playdough
9. Greeting Card - Must be hand made
10. Beadwork - Any item
11. Woodwork - Your choice - not to exceed 2'x2'
12. Any article made from natural materials; seeds, shells, grape vines, etc
13. Any article made from recycled materials; paper, plastic bottles, cans, etc
14. School Project - Must be heritage
15. Collection - Organized on a base, not to exceed 2'x2', **MUST** be covered with plastic wrap
16. Any other craft not listed

## Division I: Age 11 to 14 years

### Section:

1. Sketching - pencil or charcoal
2. Painting - Any medium, any subject
3. Cartoon - Your choice
4. Painting - Felt pen or crayon
5. Rock Painting
6. Handmade Pottery - Any article
7. Mask - Any material

8. Paper Mache - Any article
9. Any article hand spun or woven
10. Greeting Card - Must be hand made
11. Beadwork - Any item
12. Woodwork - Your choice - not to exceed 2'x2'
13. Any article made from natural materials; seeds, shells, grape vines, etc
14. Any article made from recycled materials; paper, plastic bottles, cans, etc
15. School Project - Must be heritage
16. Collection - Organized on a base, not to exceed 2'x2', **MUST** be covered with plastic wrap
17. Any other craft not listed

## Division J: Age 15 to 17 years

### Section:

1. Sketching - pencil or charcoal
2. Painting - Any medium, any subject
3. Rock Painting
4. Cartoon - Your choice
5. Handmade Pottery - Any article
6. Mask - Any material
7. Paper Mache - Any article
8. Any article hand spun
9. Any article hand woven
10. Beadwork - Any item
11. Gel Candle (1)
12. Bees Wax Candles (2)
13. Metal work - Your choice - not to exceed 2'x2'
14. Woodwork - Your choice - not to exceed 2'x2'
15. Any article made from natural materials; seeds, shells, grape vines, etc
16. Any article made from recycled materials; paper, plastic bottles, cans, etc
17. School Project - Must be heritage
18. Collection - Organized on a base, not to exceed 2'x2', **MUST** be covered with plastic wrap
19. Any other craft not listed
20. Greeting Card - Must be hand made or Computer Generated

## CLASS #301:

# Children's Floriculture & Horticulture

Chair:

Lucy Law 604-574-4820

Co-Chairs:

Ernie & Charlene Bayer 604-576-9734

Exhibit Building: Alice McKay Building

Entry Forms:

Entry forms **MUST** be received in the office by 4:30pm on Friday, May 13th.

Exhibits Received: 8:30am-6:00pm on Thursday, May 19th



Exhibits Pick up: 5:00pm-7:00pm on  
Monday, May 23rd  
9:00am - noon Tuesday  
May 24th

**Division K:a** Ages: 8 years & under  
**Section:**

1. Jar of Flowers and Grasses - using fresh, dried or silk
2. Fun with vegetables - entry to look like an animal, bug, person, etc.
3. Apple Witch
4. Mr. or Mrs. Potato Head
5. 1 Egg decorated in any theme - Real or plastic eggs may be used

**Division K:b** Ages: 9-12 years  
**Section:**

1. Jar of wild flowers and grasses
2. Fun with vegetables - entry to look like an animal, bug, person, etc.
3. Apple Witch
4. Mr. or Mrs. Potato Head
5. 1 Egg decorated in any theme

Helpful suggestions for the Apple Witch, Mr. or Mrs. Potato Head:  
Raisins and marshmallows make great eyes, liquorice cut into strips for hair and a carrot for a nose.  
Use a potato peeler to make holes for eyes, nose and mouth.

**CLASS #401:**  
**Children's**  
**Baking**

Chair: Maxine Wilson 604-581-7808  
Co-Chair: Pat Wison 604-581-7808  
Bel Carter 604-582-3353

Exhibit Building:  
Shannon Hall

\*Entry Forms:  
Must be received by 5:00pm April 29th, 2005

Exhibits Received:  
9am - Noon on Thursday, May 19th

Entry Pick Up:  
9:00am - 3:00pm Tuesday, May 24th  
All Exhibits will be thrown out at the end of the Exhibition for health reasons if not picked up.

*All entries to be placed in appropriate sized Zip Loc bag.*

*Age of exhibitor MUST be shown on the entry form. Exhibitors may only enter 1 item per class section.*

Prize Awards: Refer to individual section information.

**Please Note:** For safety reasons we recommend all baking be done under the supervision of an adult. There are no canning sections due to the risk of scalding while using pressure cookers or hot water for blanching.

**Division L**

**Section: Age 6 years and under**

1. Cup Cakes - decorated - (3) three
2. Large Cookie or Square - (1) one article no smaller than 3". Your choice of decorations, ie; icing, smarties, chocolate chips, etc

**Division M**

**Section: Age 7 to 12 years**

1. Cup Cakes - decorated - (3) three
2. Chocolate Chip Cookies - (3) three
3. Rice Krispie Creation - ie; clown, animal, etc - display on a 7" paper plate
4. Popcorn Ball - decorated - use your imagination
5. Nutritious School Lunch - List your choice of foods on a card, as well as, putting them in a lunch container. Please do not put milk, fish or meats just the bottle and the bread and butter

**Division N**

**Section: Age 13 to 16 years**

1. Popcorn Balls - (3) three
2. Zucchini or Pumpkin Loaf - Unsliced
3. Muffins - (3) three
4. Chocolate Cake - 1 layer 8"
5. Graham Wafer Crust Pie - 5"-7" diameter - Your choice of filling
6. Tarts - (3) three - Your choice of filling
7. Buns (yeast) - (3) three
8. Cooking with Cheese - (3) three - Scones, muffins, etc.
9. Homemade Candy - (6) six 1" squares
10. Cookies - (6) six

**CLASS #501:**  
**Children's**  
**Needlework**

Chair: Irma Kirner 604-850-5296

Committee:  
Rita Kettlewell 604-530-0939

Exhibit Building:  
Shannon Hall

\*Entry Forms:  
Must be received by 5:00pm April 29th, 2005

Exhibits Received:  
9:00am-8:00pm on Tuesday, May 17th

**Division O: 9 Years and under**

**Division P: 10-13 years**

**Division Q: 14-17 years**

*Age of exhibitor MUST be shown on the entry form. Exhibitors may only enter 1 item per class section.*

**Section:**

1. Embroidery - Your choice
2. Hooked article - Your choice
3. Knitting - Your choice
4. Crocheting - Any article
5. Sewing - Any Article not clothing
6. Clothing Sportswear (eg; t-shirt, shorts, jump suit etc.)

7. Weaving - Your choice
8. Cross Stitch - Any article
9. Night Clothing - Your choice
10. Outerwear - Your choice (eg; coats, jacket, ski pants, etc.)
11. Stretch And sew garment - your choice
12. Any type of handwork not listed in sections 1 through 9

**CLASS #601:**  
**Child & Youth**  
**Photography**

Chair:

Doug Jenkins 604-418-4791

Exhibit Building:  
Shannon Hall

\*Entry Forms:  
Must be received by 5:00pm April 29th, 2005

Exhibits Received:  
9:00am-8:00pm on Tuesday, May 17th

List size of picture, including mount paper, or cardboard, on the entry form. Also, on your entry form, state the type of camera used. (eg; 35M, 120, or digital) and the film speed (eg; 100, 200 or 400 ASA) if known.

1. NO pictures accepted smaller than 4" x 4"
2. NO pictures accepted larger than 8" x 12" Mounts no larger than 1" on all sides of the 8" x 12" pictures
3. No heavy cardboard or foam core board to be used
4. No framed picture accepted. Read Rules thoroughly. Pictures in the wrong section, improperly mounted, or out of focus will be rejected
5. All Prints to be mounted on cardboard or construction paper in harmonizing colour and size to compliment the picture
6. Tags will be supplied and attached to each exhibition
7. All photography must be done by the person exhibiting. Photos may be developed by a commercial photographer. Photos **MUST NOT** have been exhibited at a previous Cloverdale Exhibition

**Division R: Age 17 years and under**

**Section: Black & White or Colour Accepted**

1. Flowers, Bouquets or Plants
2. People; family, friends, school chums, etc
3. Scenery - Your choice
4. Animals; dogs, cats, horses, insects, birds, reptiles, etc
5. Any other interesting subject not mentioned above

Sponsors: **Photo Expert** - Scottsdale Mall - Delta  
**ABC Photolab** - Guildford - Surrey



**Administration Office:**  
**604-576-9461**

Hours: 8:30am-4:30pm  
Monday to Friday

**Event Dates:**  
May 20th to 23rd, 2005

**Entry Form**  
**Closing Date:**  
5:00pm, April 29th  
(For all classes except  
Horticulture/Floriculture)

**Exhibits Received:**  
Refer to specific division.

**Number of entries:**  
One (1) only entry per class  
section per exhibitor. Please  
read the rules carefully to  
ensure your exhibits are  
entered in the correct  
class division.

**Entry Fees:**  
No entry fees unless  
otherwise stated.

**Exhibit Pick Up:**  
9:00am-3:00pm Tuesday,  
May 24th or as listed in class.

**Horticulture/  
Floriculture Only**  
**Entry Closes:**  
4:30pm Friday, May 13th  
Late entries WILL NOT  
be accepted.  
Exhibit Pickup:  
Monday May 23rd 5:00pm -  
7:00pm  
Tuesday May 24th 9:00am -  
Noon

The exhibition committee retains the right to refuse or exclude any inappropriate item submitted for the exhibition

## Rules & Regulations

These General Rules and Regulations apply to all exhibitors, Employees, performers, tradesmen, and concession personnel, with no exception unless noted or approved by the exhibition committee, such decisions are final.

1. Any exhibitor who violates any of the General Rules and Regulations or any of the rules printed in this Prize list, and upon the decision of the Exhibition Committee, shall be liable to forfeiture of any prize money and awards they may have been awarded, and may be barred from further competition for a period decided by the Exhibition Committee.

2. No Exhibitor shall handle or interfere with any exhibit once the Exhibition Committee has set up the displays. No exhibit shall be removed, changed or sampled until the stated release time of said exhibits.

3. All livestock and other exhibits must remain in the barns, or display area, until release time as scheduled unless special permission is granted to remove said exhibit at an earlier time. All exhibitors failing to abide by this rule will automatically forfeit all of any prize money and awards.

4. Exhibitors of animals, machinery in motion and other exhibits liable to cause accidents, injury or damage to property or to persons coming in contact with them, shall guard their exhibits and protect the public from coming in contact therewith; and every such exhibitor shall indemnify the Cloverdale Rodeo and Exhibition, and the City of Surrey, from and against all claims and demands, costs, charges and expenses which it may incur, suffer or be put to; by reason of any accident or of any person being injured or suffering damage through or by reason of any accident or of any person being injured or suffering damage through or by reason of any such exhibit, performance or concession not being properly guarded or the public not being properly protected therefrom.

5. The Cloverdale Rodeo & Exhibition, and the City of Surrey, shall not be liable for any loss to any exhibitor occasioned:

- By fire, accident, condition of structure, or the negligence of any exhibitors or officials or otherwise, howsoever.
- No claim for injury to any person or property shall be ever asserted or suit instituted or maintained against the Association, its officers, volunteers or their agents, by or on behalf of any visitor, exhibitor or any person, firm or corporation, or their agents, representatives servants or employees, having license or privilege to visit or exhibit on the grounds of the Exhibition or occupying space therein.

6. All Exhibits shall be under the control and direction of the officials concerned, but SOLELY AT THE RISK OF THE EXHIBITOR, all exhibits or stands MUST be removed by the time specified, or otherwise they become the property of the Exhibition for disposal. Buildings will be open the morning following the close of the Exhibition upon request. Arrange with the Exhibition office.

7. Any Exhibitor who may desire to enter a protest must enter such protest in writing prior to the close of the Exhibition, and must be accompanied by \$50.00 cash or certified cheque. Such protests must state plainly the cause of complaint and be delivered to the manager. In case the protest is not substantiated, the \$50.00 is forfeited and shall be added to the Exhibition funds.

8. A judge's decision representing his/her individual preference is not protestable unless it is alleged to be in violation of the rules.

9. The judges will be appointed by the Exhibition prior to the event and will receive a letter of information telling of their respective duties, when and where to report on arrival upon the grounds. Judging will commence as close as possible to the times stated in the Prize List (see division rules). Judges are requested to become familiar with the rules and regulations of the Exhibition.

10. Any Exhibitor or his agent who show disrespect or interferes with the judge during the performance of his/her duties shall be liable to any or all forfeiture of prize money and subject to such penalties as may be made by the General Manager and the Exhibition Committee, after the act has been considered.

11. Any person who shall attempt to interfere with the judge or influence the judge while in discharge of his duties or who at any time on the Exhibition premises shall use any contemptuous or abusive language to any judge or official at the Exhibition shall forfeit his/her right to any and all prize money to which he/she may have otherwise been entitled to, and may be excluded from exhibiting for one year thereafter. Judges and officials are especially requested to report any breach to this rule to the General Manager immediately.

12. The decision of judges is final in all cases except were fraud, misrepresentation of collusion, not discovered at the time of judging or making the award, is given. In such cases the Manager and the Exhibition Committee or such referee as may be appointed, may make the final decision.

13. Prize money will be mailed July 21<sup>st</sup>, 2005. Exhibitors who do not receive their prize awards within a reasonable amount of time after July 21<sup>st</sup>, please notify the Cloverdale Exhibition office. The Exhibition will not be responsible for the trophies and prize awards offered by individuals, clubs, companies, societies or for the payment of special premiums offered on behalf of anyone except the Cloverdale Exhibition or the Lower Fraser Valley Exhibition Association. Prize monies payable in Canadian funds.

14. We would request that all prize cheques be cashed promptly on receipt of same. The Exhibition Association reserves the right to put a Stop Payment on all prize cheques NOT cashed within 90 days of date issue.

15. While the Exhibition will take every precaution to ensure the safety of articles and stock on exhibition, let it be distinctly understood that the owners are required to assume all risks and should any article of animal be accidentally injured, lost or stolen, the Exhibition Association will render all assistance in its power to bring about recovery of same, but will not be held responsible for such loss and will not recognize any claim for payment of the value of any portion thereof.

16. Exhibits not accompanied by their owners or their agents, must be considered entirely at the owner's risk and may be addressed to the exhibitor care of the Exhibition Association, who will receive them at the grounds if all cartage and other charges have been prepaid.

17. No accounts payable will be considered unless accompanied by Exhibition Association purchase order properly authorized by the manager.

18. Security will be on the grounds the day prior to the opening of the Exhibition until 4:30 pm the day following the close of the Exhibition. Exhibitors and/or concessionaires are reminded to remove all goods prior to that time.

19. No person under the age of FOURTEEN (14) will be permitted to remain on the grounds after 10:00 pm unless under the supervision of their parents.

20. Security will enforce curfew rules in all buildings 10:00 pm to 10:00 am.

21. ALL entries MUST be made on our official entry form and either brought to the Exhibition Office or mailed to 6050A 176<sup>th</sup> St., Surrey, B.C. V3S 4E7 along with the correct entry fees prior to the closing date of entries. For more information please call 604-576-9461.

22. Any person may become a member of the Exhibition Association by submitting his/her name and paying the annual membership fee of \$10.00


23. Grounds admission – see front page.

24. The Exhibition Committee reserves the right to limit the numbers of entries in each category, if entries exceed space available.

25. Exhibits entered MUST be the bonafide work of the Exhibitor and MUST NOT have been shown at a previous Cloverdale Exhibition. Should a dispute rise as to whether or not the work is the Exhibitors own, the Exhibitor may be required to sign an Affidavit stating that he/she has done the work. All articles must be clean or they will not be judged or displayed. All articles must be finished within the past year. NO KITS allowed unless specified. The Committee in charge can only disqualify competition entries. All painting MUST be securely wired for hanging.

26. There will be a monetary prize to the most attractive and educational Livestock Display.

ID # \_\_\_\_\_  
For Office Use Only



## MORE THAN JUST A RODEO - A COUNTRY FAIR ENTRY FORM 2005

(To be thoroughly filled out and mailed or faxed with correct entry fee, to:)

**CLOVERDALE EXHIBITION**

**6050A - 176th Street, Surrey, B.C. V3S 4E7**

Hand deliver to: Admin Office, Alice McKay Building 6050A 176th Street, Cloverdale

Fax to 604-576-0216

Exhibitor's Name: \_\_\_\_\_ Age: \_\_\_\_\_  
(if applicable)

Address: \_\_\_\_\_  
\_\_\_\_\_

Please Print \_\_\_\_\_  
(postal code) (telephone number)

Please give address in full, using mailing address if it differs from physical address.

**PLEASE READ DIVISION RULES CAREFULLY FOR EXHIBIT ARRIVAL AND RELEASE TIME.**

All items must be made/ grown by the person entering. All items are to be picked up as stated in the prize book.  
If removed early you forfeit any prize/ prize monies.

No. of Items	Class	Division	Section	Description of Article	Display Only (please check)	Entry Fees
1						
2						
3						
4						
5						
6						
7						
8						
9						
10						
11						
12						
13						
14						

**TOTAL \$:** \_\_\_\_\_

**SIGNED:** \_\_\_\_\_

The owner of exhibits releases the Lower Fraser Valley Exhibition Association from liability from loss or damage while exhibits are on the grounds.

Please Note: Display Only items are items previously shown at the fair and received a ribbon, or have been made over 2 years ago.  
These items do not pay an entry fee, nor are they judged.







# WEST COAST AMUSEMENTS



**RIDES**



**GAMES**



**CONCESSIONS**

**BE  
PART  
OF IT  
ALL!**



Start sewing,  
growing, building,  
baking, crafting, painting  
and more ..

**START PLANNING  
NOW!**

**REMEMBER** ENTRY FROM  
CLOSING DATE:

5pm April 29th